



# WORKSHOP ON SCHOOL BOUNDARIES II Continued

2020/21 District and Community School  
Usage Proposals

October 29, 2019

**Presented by:**

L. Brown, Chief Portfolio Services Officer

J. Young, Director, and

J. Beck, Demographer Statistician, Demographics & Enrollment Planning

## Today's Agenda

- Review Additional Information on District K8 Proposals
- Review Revised Community School Usage Proposals
- Obtain School Board Input



# District Staff Proposals

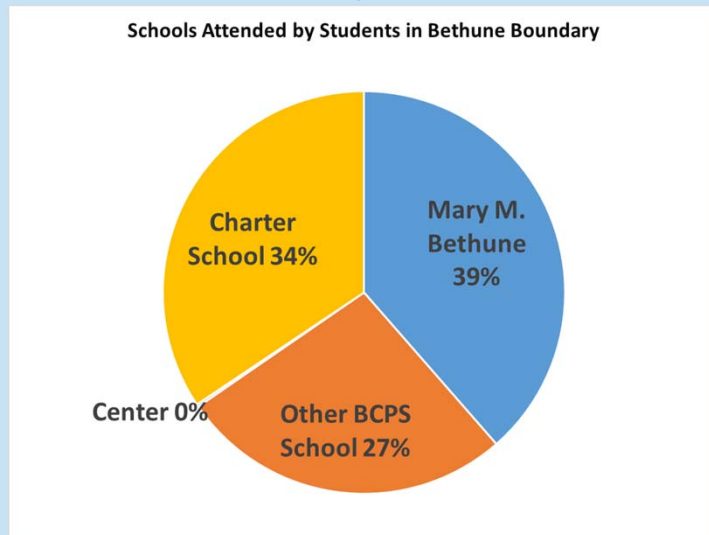


# PK-8 Bethune Elementary and Attucks Middle

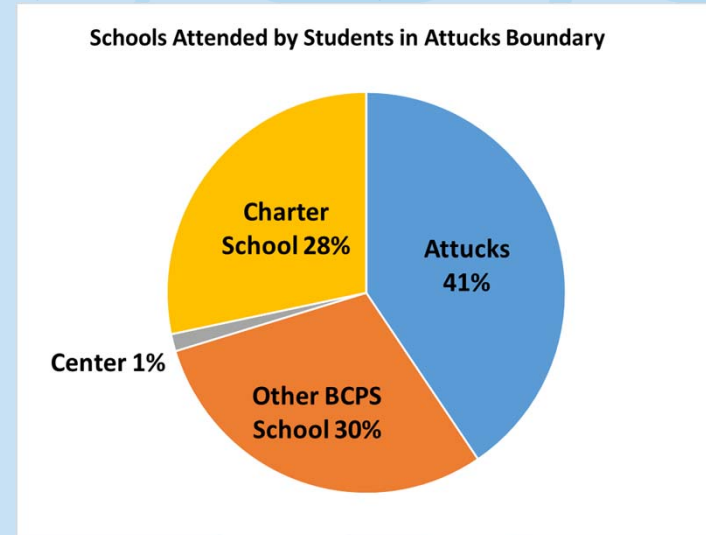
(adjacent elementary & middle school with attendance areas remaining the same)

- Under-enrollment of both schools (Bethune under by 285 and Attucks under by 404 students) after Castaldi removal = 689\* students \* Dependent on Board approval of final demolition plan
- No impacts on feeder patterns as school attendance areas remain unchanged
- Bus transportation = \$0 Grades 4-8 8:55 to 3:25 pm and Grades K-3 9 to 3:13 pm
- Expansion of early learning funded through external partners, grants and existing funding streams = No cost to School Board
- **Bethune SMART Status:** Schematic design planned to bring a Board workshop item to discuss campus options
- **Attucks SMART Status:** Getting letter of recommendation within the next couple of months.

## Percentage of boundared students that stay within the boundary



Mary M. Bethune number of reassignments into school: 149 total, 129 (87%) are magnet students



Attucks number of reassignments into school: 245 total, 191 (78%) are magnet students



# PreK8 Bethune Elementary and Attucks Middle

(adjacent elementary & middle school with attendance areas remaining the same)

## Phase I - 2020/21

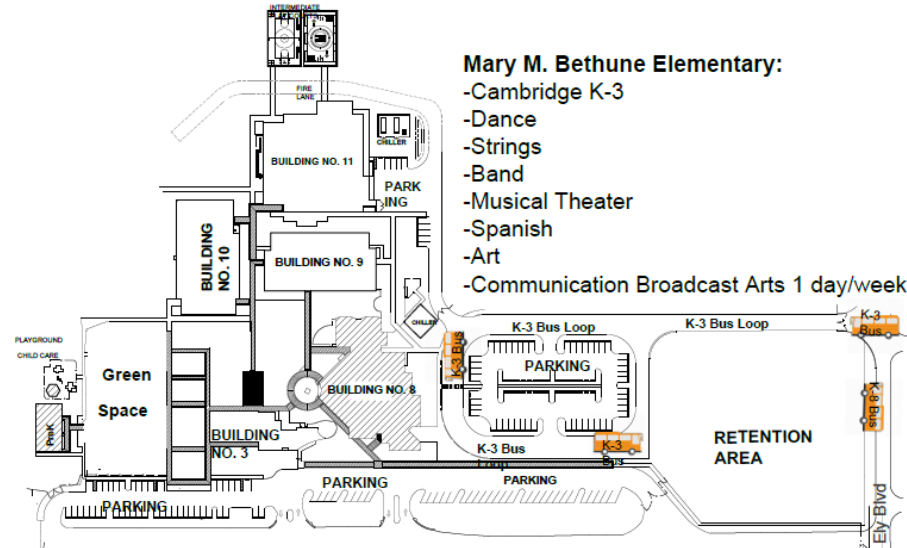
Grades Pk-3 on Bethune campus, no transition across campuses, grades 4-8 on Attucks campus, 1 day a week transition for Communication Broadcast Arts, demo old capacity, expand early learning, Cambridge professional development in summer cost approximately \$1,500 leveraging Title IIA funding.

## Phase II - 2021/23

Partnerships (Broward Cultural Affairs, Community School, Turnaround Arts, Hispanic Unity, Children's Literacy Initiative, Broward County Library, Community services, Health Agency Support) potential to remodel old cafeteria located in building 3 to be used as administrative space.

## Phase III - 2021/23

SMART, covered walkway connecting both schools, professional development continued, community programing

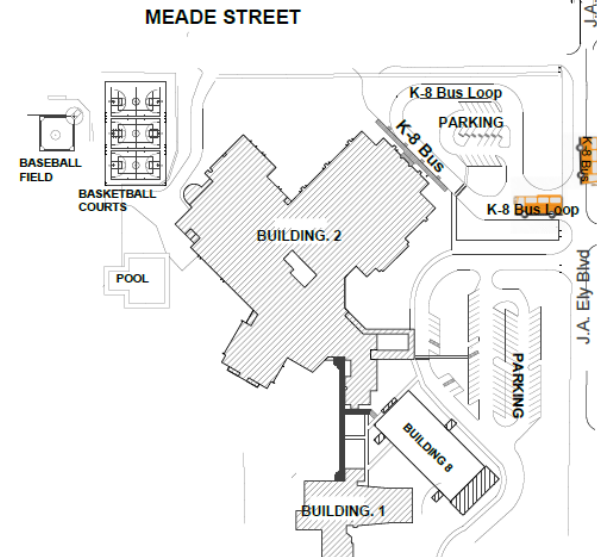


### Mary M. Bethune Elementary:

- Cambridge K-3
- Dance
- Strings
- Band
- Musical Theater
- Spanish
- Art
- Communication Broadcast Arts 1 day/week

### Attucks Middle:

- AS Level high school Cambridge at 8th grade
- Dance
- Strings
- Band
- Musical Theater
- Spanish 1 & 2
- Art
- Debate
- Journalism
- Yearbook
- CETACE
- TV Production
- PE
- Latinos in Action
- Computers
- Global Studies
- Law Studies
- Cambridge Global Perspectives
- Peer Counseling
- Robotics
- STEM - Cambridge math & science research labs
- CTE Microsoft Office certification



## PK8 Bethune Elementary and Attucks Middle

(adjacent elementary & middle school with attendance areas remaining the same)

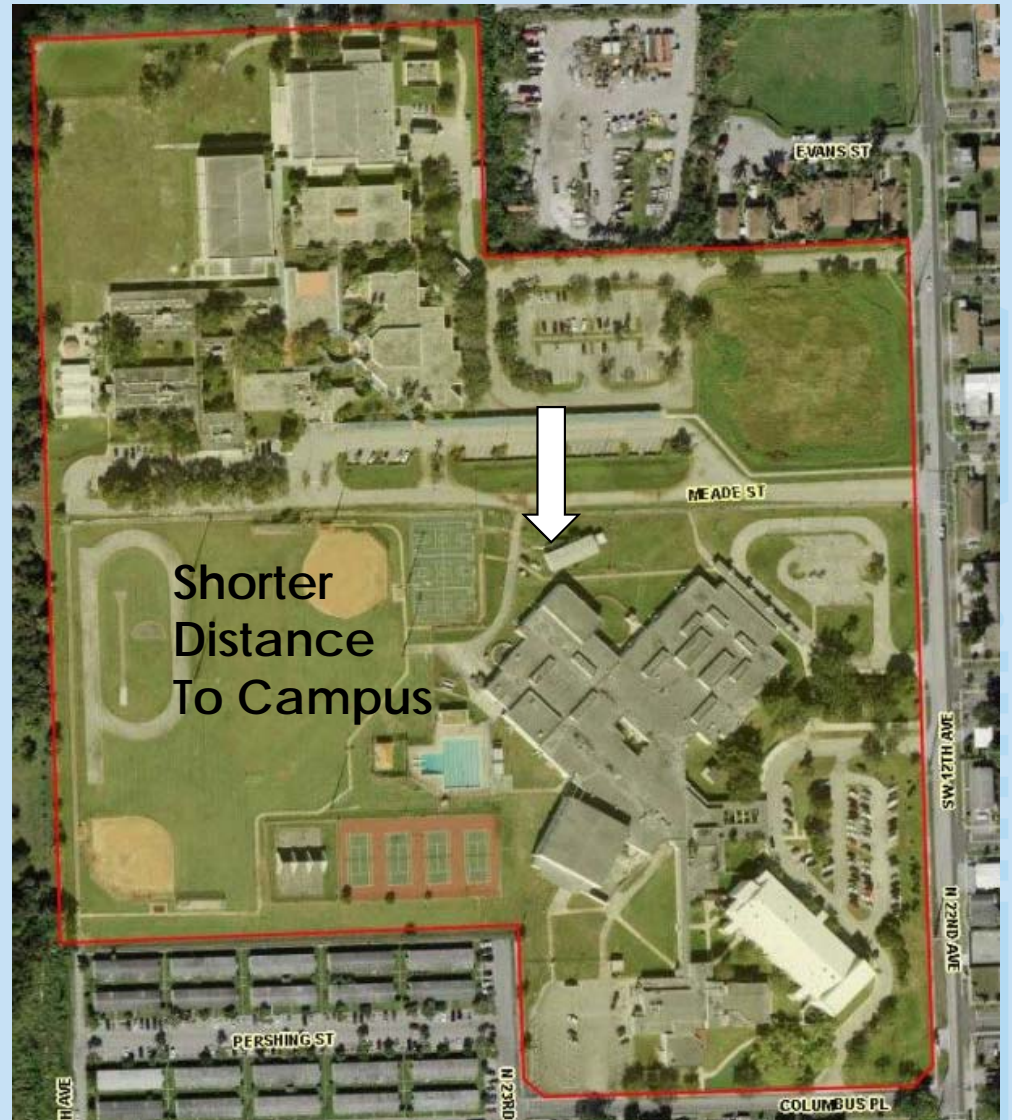
- Phase I Arts rolls up to Attucks and Cambridge rolls down to Bethune without students moving
- Professional development opportunities for Cambridge & Turnaround Arts funded through Title IIA and Delva Foundation
- Students already on same bus together with comprehensive transportation south of Sunrise Boulevard
- Collaboration with SMART project
- Promotes staff retention and attraction of staff, and students within community
- Expands early literacy to 3 and 4 year olds
- Boosts elective and student retention
- Opportunities for partnership in medical health and wellness clinic, literacy, health, library services and community resources
- Successful model at Gulfstream Academy K8 connecting two campuses over greater distance together





Successful  
Gulfstream Academy K8 at Hallandale Beach

Attucks and Mary M. Bethune



# Community Survey

## Pending October 29<sup>th</sup> Board Workshop Direction



### Community Feedback

Alternatives Comparison Ranking

**Attucks Middle &  
Mary M. Bethune Elementary**

Your input is an important consideration in the alternative planning process. Please complete and submit your comments today.

<b>Name</b>	<b>Phone</b>	<b>Email</b>	
<b>Address</b>	<b>Role</b> (Teacher, Parent, Staff, Student etc.)		
<b>Options:</b>	<b>Option 1</b>	<b>Option 2</b>	<b>Option 3</b>
	<b>Remain the same / No change</b>	<b>Two separate schools shifting grades</b>	<b>Mary M. Bethune and Attucks combined as one PreK-8 school</b>
<b>Programming</b>	<ul style="list-style-type: none"> <li>Mary M. Bethune Elementary and Attucks Middle remain as two separate schools with no change</li> <li>Mary M. Bethune under enrolled by -285 students</li> <li>Attucks Middle under enrolled by -404 students</li> <li>Enrollment projections indicate further under enrolled expected</li> </ul>	<ul style="list-style-type: none"> <li>Create early learning and community service opportunities at Mary M. Bethune Elementary</li> <li>4th and 5th grades shifted from Mary M. Bethune Elementary to Attucks Middle to create space for early learning program</li> <li>Expanded Prek for 3 and 4 year olds at Mary M. Bethune to improve kindergarten readiness</li> </ul>	<ul style="list-style-type: none"> <li>Pre-K to 8 Global Arts and Communication Pre-K -8 Cambridge Academy with enhanced early learning literacy center</li> <li>Performing arts expanded to middle school</li> <li>Communications/TV program expanded to elementary grades</li> <li>Expanded Prek for 3 and 4 year olds to improve kindergarten readiness</li> <li>Program continuity from K to 8th grade</li> <li>One faculty team</li> </ul>
	Stay the Same	Shift Grades	Combine Schools
Please rate the alternatives on a scale of: 1 (Preferred) - 3 (Not Preferred) and list pros and cons for each below.			
<b>Ranking</b> (circle one)	1   2   3	1   2   3	1   2   3
<b>Pros</b> (please list)			
<b>Cons</b> (please list)			

DRAFT

Please use reverse side for additional comments



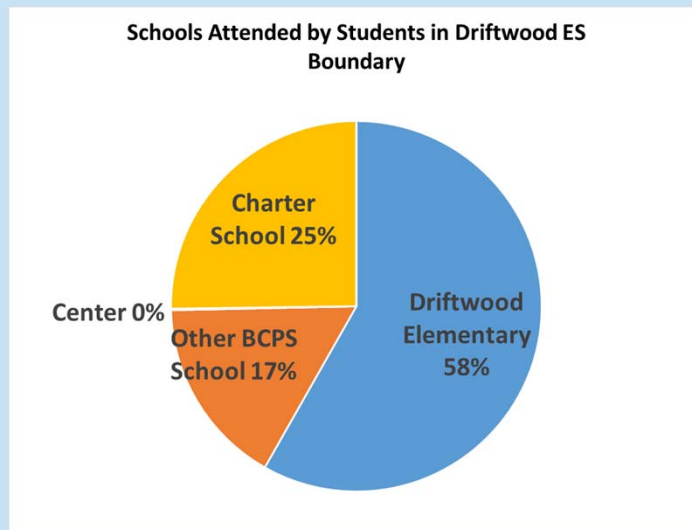


# PK-8 Driftwood Elementary and Driftwood Middle

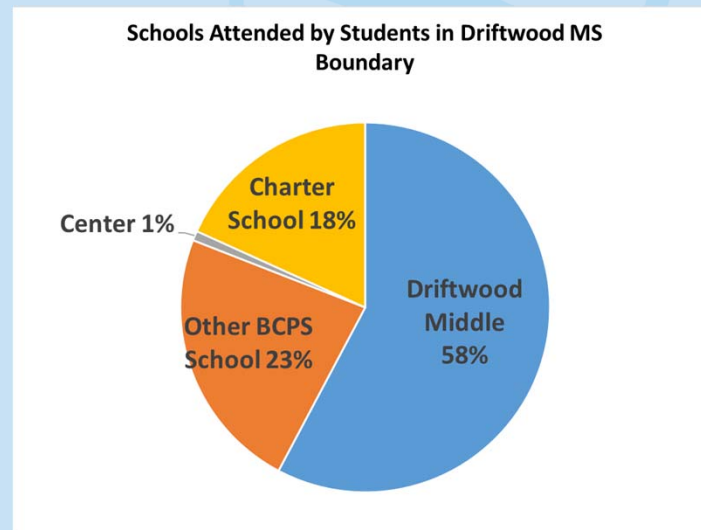
(adjacent elementary & middle school with attendance areas remaining the same)

- Under enrollment of both schools (Driftwood ES over by 43 and Driftwood MS under by 275) = 232 students
- No impacts on feeder patterns as school attendance areas remain unchanged
- Bus transportation = \$0 Grades K-3 9:30 to 3:45 pm and Grades 4-8 9:30 to 4:00 pm
- **Driftwood ES SMART Status:** 100% design. Advertise to bid scheduled mid to late 2020
- **Driftwood MS SMART Status:** Has a letter of recommendation. Advertise to bid within 3 months

## Percentage of boundared students that stay within the boundary



Driftwood ES number of reassignments into school: 84 total/no magnet



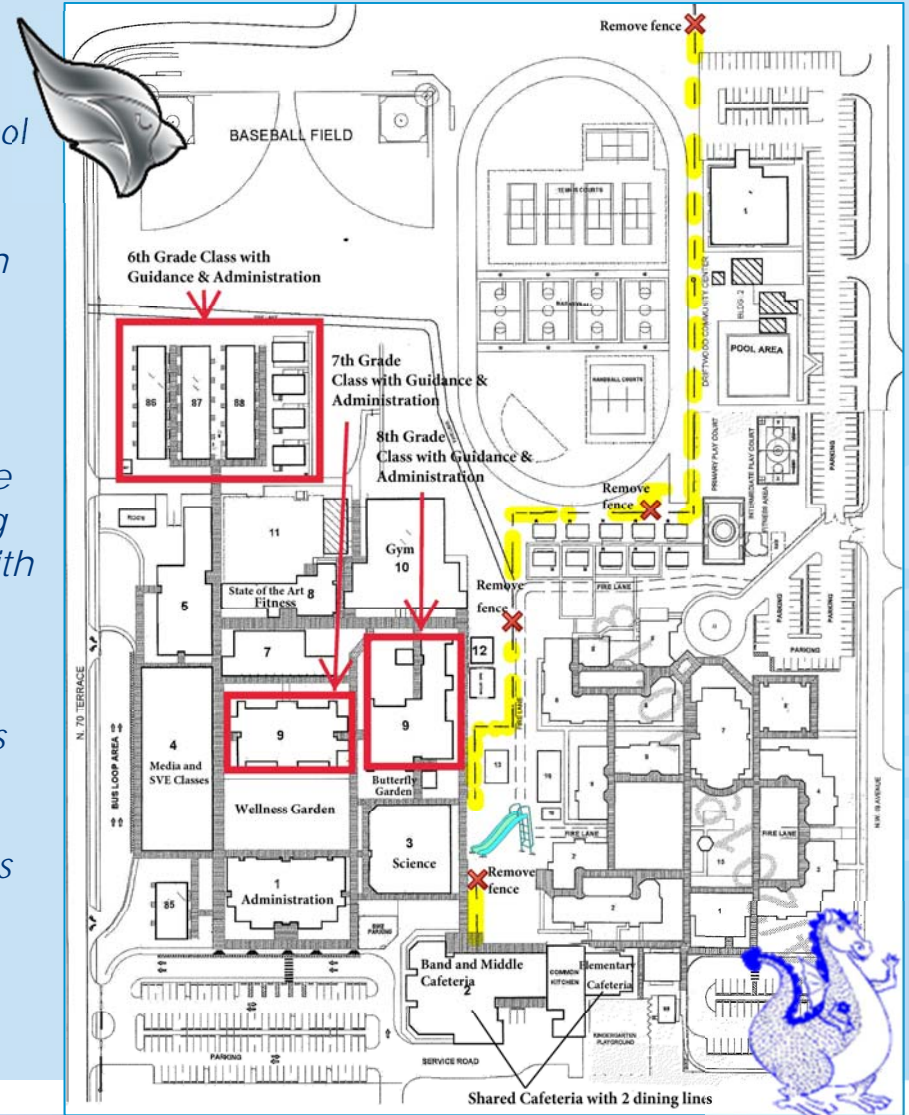
Driftwood MS number of reassignments into school: 412 total, 209 (51%) are magnet students



# PK-8 Driftwood Elementary and Driftwood Middle

(adjacent elementary & middle school with attendance areas remaining the same)

- Health and Wellness magnet extended to elementary grades leading to industry certification and career pathways in high school and beyond.
- Health, Wellness, and Happiness courses brought to elementary level seamlessly through PreK8 model
- Social Emotional Learning (SEL) gap bridged from PreK into the elementary Grades K-5 and continued in 6-8
- Project Based Learning (PBL) demonstration site (PBL enhanced in elementary grades providing real world experiences building relationships with self, peers, and adults.)
- 4<sup>th</sup> & 5<sup>th</sup> Grades gain Advanced Academic Pathways at middle level
- Driftwood Elementary School's five ASD clusters would be able to continue in grade at the middle school level
- Safer for siblings to be together on one campus with less transition time on one bell schedule
- Increased access to peer-to-peer mentoring
- Dual Language program for a subset of students.



# Community Survey

## Pending October 29<sup>th</sup> Board Workshop Direction



### Community Feedback

Alternatives Comparison Ranking

**Driftwood Middle &  
Driftwood Elementary**

Your input is an important consideration in the alternative planning process. Please complete and submit your comments today.

Name	Phone	Email	
Address	Role (Teacher, Parent, Staff, Student etc.)		
Options:	Option 1	Option 2	Option 3
	<b>Remain the same / No change</b>	<b>Two separate schools reconfigure grades</b>	<b>Driftwood Elementary and Driftwood Middle combined as one PreK-8 school</b>
Programming	<ul style="list-style-type: none"> <li>Driftwood Elementary and Driftwood Middle remain as two separate schools with no change</li> <li>Driftwood Middle under enrolled by -275 students</li> <li>Driftwood Middle enrollment continues to decline</li> <li>Driftwood Middle is projected to have an enrollment of 1,345 in the next five years, a decline of 50 less students than this year's enrollment</li> </ul>	<ul style="list-style-type: none"> <li>Early literacy focus</li> <li>Create early learning opportunities at Driftwood Elementary</li> <li>4th and 5th grades shifted from Driftwood Elementary to participate in advance course opportunities at Driftwood Middle to create space for early learning program</li> <li>Expanded Prek for 3 and 4 year olds at Driftwood Elementary to improve kindergarten readiness</li> </ul>	<ul style="list-style-type: none"> <li>Driftwood Elementary and Driftwood Middle combined as one school serving PreK through 8th with enhanced early learning</li> <li>Health &amp; Wellness added to elementary grades and Dual Language added to middle grades</li> <li>Expanded Prek for 3 and 4 year olds to improve kindergarten readiness</li> <li>Program continuity from K to 8th grade</li> <li>One faculty team</li> </ul>
	Stay the Same	Reconfigure Grades	Combine Schools
<b>Please rate the alternatives on a scale of: 1 (Preferred) - 3 (Not Preferred) and list pros and cons for each below.</b>			
Ranking (circle one)	1   2   3	1   2   3	1   2   3
Pros (please list)			
Cons (please list)			

DRAFT

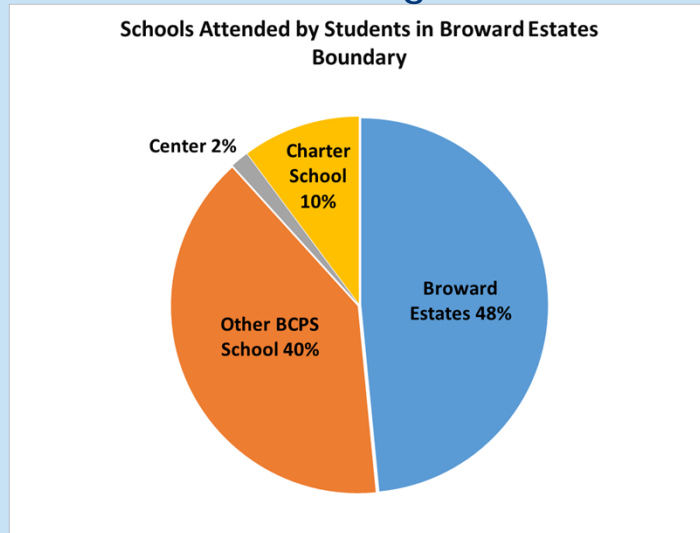


# K-8 Broward Estates Elementary and Parkway Middle

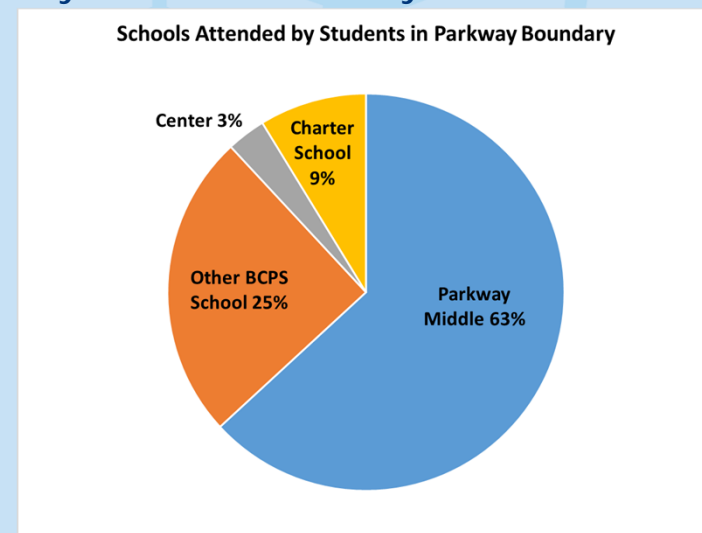
(adjacent elementary & middle school with attendance areas remaining the same)

- Under enrollment of both schools (Broward Estates ES under by 368 and Parkway MS under by 211) after Castaldi removal = 579\* students
  - \* Dependent on Board approval of final demolition plan
- No impacts on feeder patterns as school attendance areas remain unchanged
- Bus transportation Grades K-3 7:30 to 2:15 pm; Grades 4-8 7:30 to 2:30 pm could require 2-5 buses cost range \$100,000 to \$250,000
- **Broward Estates SMART Status:** Has letter of recommendation (permit). Advertise to bid within 6 months.
- **Parkway SMART Status:** 50% design; planned Board workshop item to discuss campus options

## Percentage of boundared students that stay within the boundary



Broward Estates number of reassignments into school: 161 total, 151 (94%) are magnet students



Parkway number of reassignments into school: 525 total, 364 (69%) are magnet students





# Broward Estates Sprouting STEM and Parkway Growing STEAM Connection




Parkway



## Broward Estates Sprouting STEM and Parkway Growing STEAM Alignment

- ✓ Aligned SPACE  
cafeteria, labs, gardens, theatre, performing arts, classrooms
- ✓ Aligned STEAM  
makerspace, gardening, equipment, learnings, classes, instruments, teachers, grants
- ✓ Aligned SCHOOL  
gifted and talented program, curriculum focus, staff, magnet programs



SCIENCE • TECHNOLOGY  
ENGINEERING • ART • MATHEMATICS



# Community Survey

## Pending October 29<sup>th</sup> Board Workshop Direction



### Community Feedback

Alternatives Comparison Ranking

**Parkway Middle &  
Broward Estates Elementary**

Your input is an important consideration in the alternative planning process. Please complete and submit your comments today.

Name	Phone	Email	
Address	Role (Teacher, Parent, Staff, Student etc.)		
Options:	Option 1	Option 2	Option 3
	<b>Remain the same / No change</b>	<b>Two separate schools shifting grades</b>	<b>Broward Estates Elementary and Parkway Middle combined as one PreK-8 school</b>
Programming	<ul style="list-style-type: none"> <li>Broward Estates Elementary and Parkway Middle remain as two separate schools with no change</li> <li>Broward Estates Elementary under enrolled by -368 students</li> <li>Parkway Middle under enrolled by -341 students</li> <li>Enrollment projections indicate further under enrollment</li> </ul>	<ul style="list-style-type: none"> <li>Create early learning and community services opportunities at Broward Estates Elementary as well as add PreK through second grade Gifted talent development/ screening opportunities</li> <li>3rd through 5th grades Gifted (CITY) program shifted from Parkway Middle to Broward Estates Elementary</li> <li>Expanded Prek for 3 and 4 year olds to improve kindergarten readiness at Broward Estates Elementary</li> </ul>	<ul style="list-style-type: none"> <li>Broward Estates Elementary and Parkway Middle combined as one school serving PreK through 8th grade with enhanced early learning and STEAM to all grades</li> <li>Performing Arts added to elementary grades and Robotics &amp; Gifted (CITY) program expanded to K-2 grades</li> <li>Expanded Prek for 3 and 4 year olds to improve kindergarten readiness</li> <li>Program continuity from K to 8th grade</li> <li>One faculty team</li> </ul>
	Stay the Same	Shift Grades	Combine Schools
<b>Please rate the alternatives on a scale of: 1 (Preferred) - 3 (Not Preferred) and list pros and cons for each below.</b>			
Ranking (circle one)	1   2   3	1   2   3	1   2   3
Pros (please list)			
Cons (please list)			

DRAFT



# Follow up on Previously Reconfigured Schools Within the District

Total increase of 1,003 students (year before implementation to current year)

Table 1. Enrollment Trends at Schools with Multi-Level Grade Configurations, 2012/13 through 2019/20

School	Change Year	Year of Full Implementation	Grades Served Prior to Change	Grades Served After Change	Enrollment 2012/13	Enrollment 2013/14	Enrollment 2014/15	Enrollment 2015/16	Enrollment 2016/17	Enrollment 2017/18	Enrollment 2018/19	Enrollment 2019/20	Enrollment Change from Year Before Implementation to 2019/20	% Change from Year Before Implementation to 2019/20
Beachside Montessori Village	2010/11	2010/11	PreK-8*	PreK-8*	771	771	771	771	780	789	789	795	N/A	N/A
Dillard 6-12	2013/14	2013-14	9-12	6-12	1,633	1,872	2,078	2,343	2,349	2,237	2,267	2,256	623	38.2%
Lauderhill 6-12	2013/14	2016-17	6-8	6-12	646	630	723	694	783	879	862	820	174	26.9%
Coral Springs PK-8	2014/15	2016-17	K-5	PreK-8	671	619	611	670	707	727	692	671	52	8.4%
Perry, Annabel C. PK-8	2014/15	2016-17	K-5	PreK-8	715	756	791	834	797	730	735	709	(47)	-6.2%
North Lauderdale PK-8	2014/15	2016-17	K-5	PreK-8	622	620	672	675	681	775	762	774	154	24.8%
Gulfstream Academy**	2016/17	2016-17	K-5; 6-8	K-8	1,512	1,631	1,619	1,581	1,589	1,565	1,598	1,527	(54)	-3.4%
Millennium 6-12 Coll. Acad	2017/18	2020/21	6-8	6-12	1,423	1,345	1,385	1,492	1,461	1,606	1,648	1,562	101	6.9%
<b>TOTAL</b>												<b>1,003</b>		

\*Beachside Montessori Village was opened in 2010/11 in its present PreK-8th grade configuration and has fully controlled enrollment.

\*\*Prior to 2016/17, enrollment of Gulfstream Academy K-8 equals the combined enrollment of Hallandale Elementary and Gulfstream Middle Configuration implemented





# Community Proposals



## Revised Proposal Submitted by Hollywood City Commission

### 6th-8th Grade at Hollywood Hills High

#### Priority Choice Area

Reserve 300 priority option seats for 6th through 8th grade students residing within the hatched area at Hollywood Hills 6th-12th Grade School.

Students in 9th-12th grades living outside the Hollywood Hills High School boundary may apply to remain if space is available. Add a high-rigor 9th-12th grade program.

Approximately 615 6th - 8<sup>th</sup> Grade Students

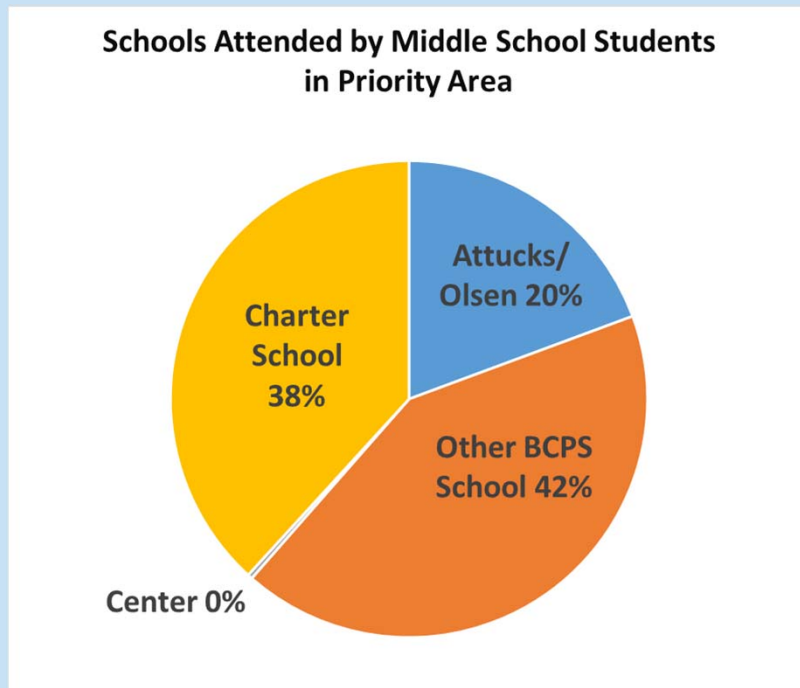
In order to create sufficient space for adding 6th through 8th grade at Hollywood Hills High School, it would be necessary to relocate the Entrepreneur and Leadership Military Academy magnet program to another high school.



## Revised Proposal Submitted by Hollywood City Commission 6th-8th Grade at Hollywood Hills High Priority Choice Area

### Impacts Reviewed:

- Feeder pattern remains unchanged



615 total 6<sup>th</sup>-8<sup>th</sup> grade public school students in priority area

### Hollywood Hills High School Enrollment

1,515 (77%) in-boundary

147 (7%) magnet

292 (15%) general reassignment

13 (1%) reassigned ESE/foster care

1,967 total students



## JROTC Entrepreneurial Leadership Magnet Academy (ELMA) Program Impact at Hollywood Hills High School

What are some of the pros and cons of relocating this program?

### Pros

- Cadet Command (Army) will accommodate; neutral position
- Expanded transportation zone
  - South of Sunrise Blvd vs county wide
  - Larger marketing footprint – near term
  - Enrollment & retention – long term

### Cons

- Impact to Hollywood Hills community and school
  - Benchmarks, grades, rankings
  - Student leadership – near term
    - SGA, HS, LIA, Band, Future Educ of America, etc.
- Students-cadets / Parents / Teachers
  - Social and emotional impacts
- Relocation cost (district) ???
  - Unintended cost
    - Restock of uniforms cadets/cadre (polo shirts)
    - Marketing items; tents, trailer & publicity items
    - Replacement of Hollywood Hills Inventory





# Suggested locations (if moved)

Criteria/Schools (ranked)	Plantation High	Boyd Anderson High	Pompano Beach High	South Plantation High
Space	Yes	Yes	No	No
Transportation	Districtwide	N of Griffin	N of Sunrise	Districtwide
Location Impact	Minimal	Yes	Yes	Minimal
Additional Resources	Yes	Yes	Yes	Yes
District office access	No	Yes	No	No

Criteria:

**Space** = Enough to cover 12 classrooms, plus storage space (supplies, clothing and equipment)

**Transportation** = Current zone south of Sunrise

**Location** = Impact on current cadets/parents at the academy. Travel / preparation time.

**Additional Resources** = Availability of other gifted, magnet, sports, & co curricular activities practice space.

**District office access** = If limited space for storage at proposed location; Closed enough to the HQ's to be supported?

Hollywood Hills High generates FTE and receives categorical funds for its ROTC program. JROTC program also receives funds through Innovative Programs. This funding will move with the students (and adjust based upon the number of students). As such, there is **no additional cost** to the instructional program due to moving it.



# Things to consider

- Hollywood Hills is ELMA and ELMA is Hollywood Hills
- 41% (87) of ELMA are zoned for Hollywood Hills H. S.
- Incoming freshman class (55) is mainly supported by charter / private schools returning to HHHS
- Moving program north of I-595 will change the transportation zone and associated costs.
- ELMA Graduating Class
- 2018 (47) earned \$3.9 mil in scholarships and benefits
- 2019 (33) earned \$3.4 mil in scholarships and benefits
- With or without ELMA, Hollywood Hills has a high interest for JROTC.



# Things to consider ELMA Configuration

## Instructional support

- Teachers at Hollywood Hills 92
  - Teaching ELMA cadets 29 (32%)
    - Dedicated to ELMA 6 (\*Captains)
    - JROTC Cadre 3 (NCO's)
- Academy cadre teach hybrid classes.
- Cadre also teach classes that are 100% non academy students.

## ELMA Academic Load

- Off campus – Dual enrollment
- Online – BVS & FLVS – Advanced AP courses
- On-Campus
  - AP English Composition
  - Probability Statistics w/apps
  - Pre-Calculus & Calculus
  - Psychology & AP Psychology
  - Physics & AP Physics
  - AP US History & AP US Government
  - AP World History
  - Robotics
  - Leadership Education and Training



# JROTC Position

- ELMA remains at Hollywood Hills and to be incorporated to any grade configuration.
  - Consider a new program North of I 595?
- Cadet Command can support all options provided the Academy remains on an Army JROTC campus.

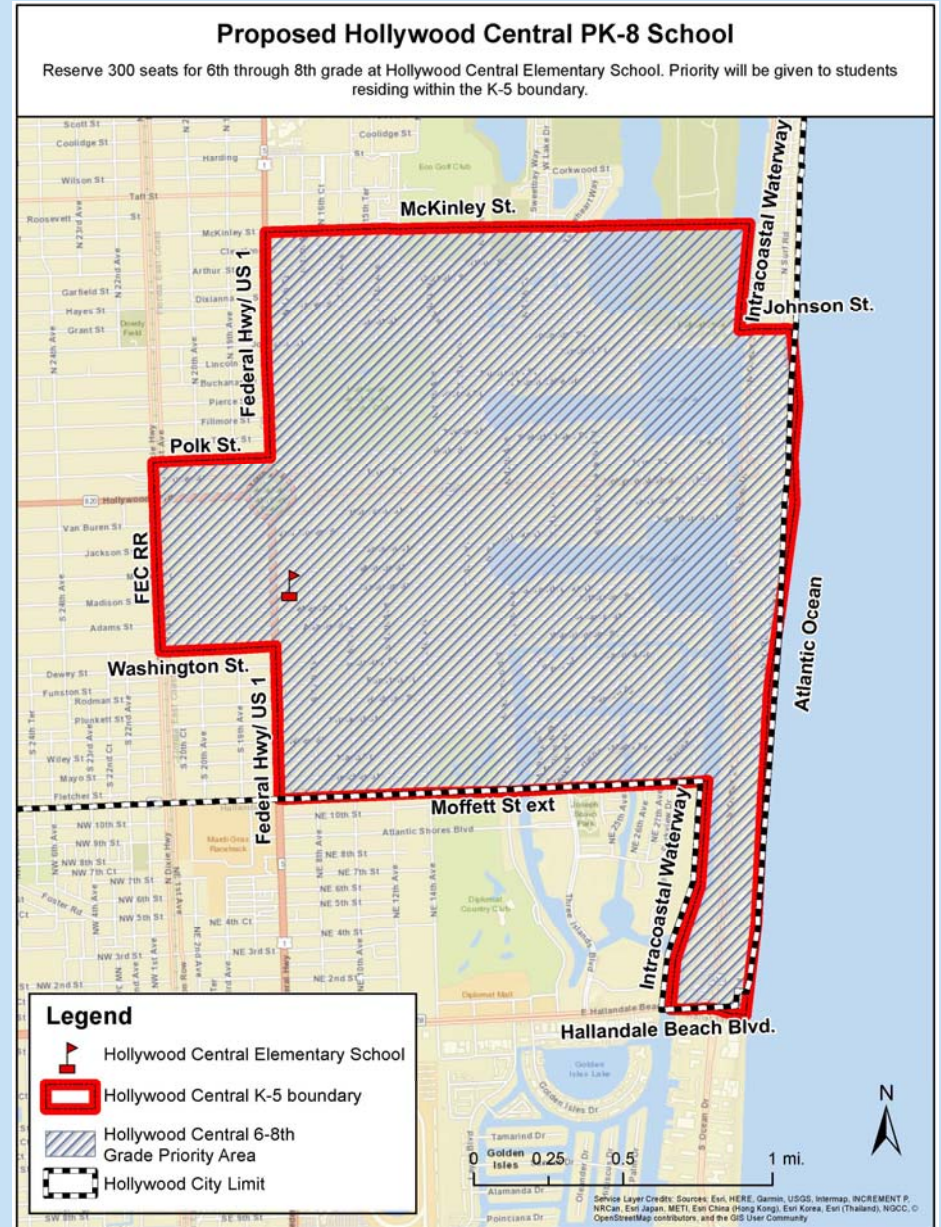




Revised Proposal Submitted by Hollywood City Commission

**Hollywood Central K-8 School**

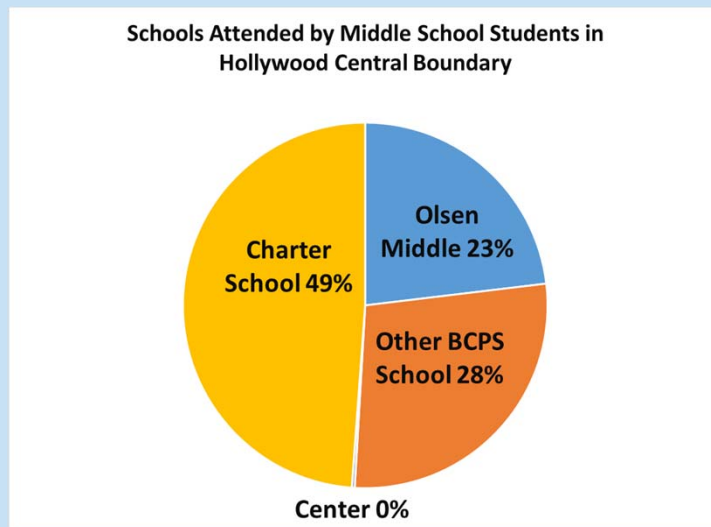
Reserve 300 seats for 6th through 8th grade at Hollywood Central Elementary School. Priority will be given to students residing within the K-5 boundary.



## Revised Proposal Submitted by Hollywood City Commission 6th-8th Grade at Hollywood Central Elementary

### Impacts Reviewed:

- Feeder pattern remains unchanged
- Bus transportation cost = 0
- SMART plans has letter of recommendation.  
Advertise to bid within 6 months
- Hollywood Central permanent capacity=687; gross=709;  
enrollment 416; enrollment under permanent by 271(61%)



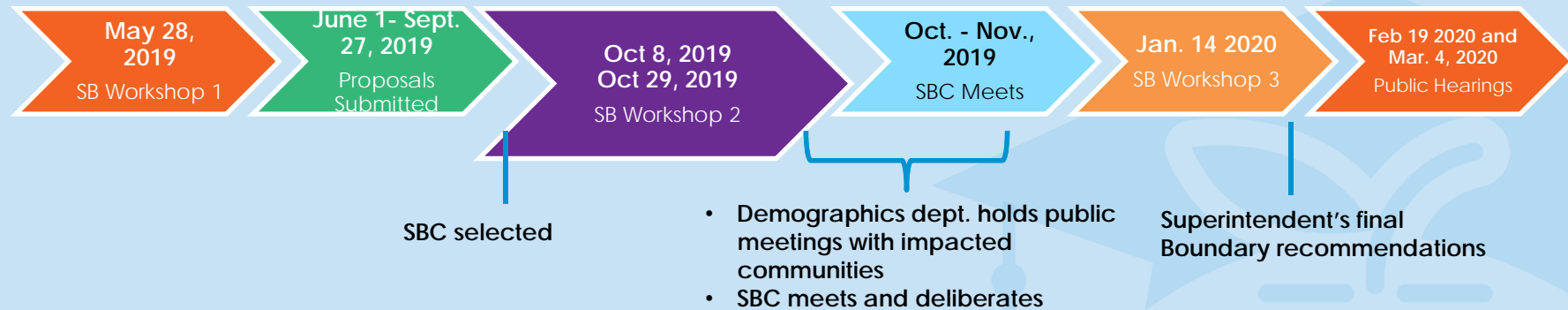
### Hollywood Central Elementary School Enrollment

- 288 (69%) in-boundary
- 114 (27%) general reassignment
- 14 (3%) reassigned ESE/ homeless  
416 total students attending

381 total 6<sup>th</sup>-8<sup>th</sup> grade public school students in HCES boundary



# 2020/21 School Boundary Process Timeline



- Demographics Department presentations for impacted schools and communities
- An online forum for stakeholders to comment on posted boundary change proposals August 5, 2019 – November 7, 2019
- Survey impacted school staff, community and parents



## Next Steps

- Receive Board Input and direction today
- Work with District divisions to refine school configurations
- Demographics Department to meet with impacted communities and stakeholders

# Questions?





# THE SCHOOL BOARD OF BROWARD COUNTY, FLORIDA

Heather P. Brinkworth, Chair  
Donna P. Korn, Vice Chair  
Lori Alhadeff  
Robin Bartleman  
Patricia Good  
Laurie Rich Levinson  
Ann Murray  
Dr. Rosalind Osgood  
Nora Rupert

Robert W. Runcie, Superintendent of Schools

The School Board of Broward County, Florida, prohibits any policy or procedure which results in discrimination on the basis of age, color, disability, gender identity, gender expression, genetic information, marital status, national origin, race, religion, sex or sexual orientation. The School Board also provides equal access to the Boy Scouts and other designated youth groups. Individuals who wish to file a discrimination and/or harassment complaint may call the Director, Equal Educational Opportunities/ADA Compliance Department & District's Equity Coordinator/Title IX at 754-321-2150 or Teletype Machine (TTY) 754-321-2158.

Individuals with disabilities requesting accommodations under the Americans with Disabilities Act Amendments Act of 2008, (ADAAA) may call Equal Educational Opportunities/ADA Compliance Department at 754-321-2150 or Teletype Machine (TTY) 754-321-2158.

